



## **Board of Directors Meeting Agenda**

5005 Cloverlawn Drive, Flint, MI 48504

February 19, 2026

6:00 pm ET

**I. Meeting Called to Order**

**II. Oath of Office for Ms. Brandy Jones**

**III. Roll Call**

LaMarcus Keels

Kevin Johnson

Brandy Jones

Tangela Owens

Marquetta Hall

a. Approval of Board Agenda

b. Approval of Board Minutes from December 18, 2025

**IV. CMO Report**

a. Financial Report

b. Principal and Academic Board Report

**V. New Business/Action Items**

a. Approval of Spring and Fall 2025 Board Policies

b. Approval of 2026-27 School Year Calendar

c. Approval to 2026-27 Board Meeting Calendar

d. School Facility Checklist (*Informational only*)

**VI. Authorizer Comments**

**VII. Old Business**

**VIII. Board Member Comments**

**IX. Public Comments**

Please limit comments to no more than three (3) minutes.

**X. Meeting Adjourned**

**The next regular board meeting is scheduled for April 16, 2026, at 6:00 pm ET.**



## EAGLE'S NEST ACADEMY

### BOARD MEETING OF THE BOARD OF DIRECTORS OF A PUBLIC SCHOOL ACADEMY

Board Meeting Minutes

Eagle's Nest Academy

Board of Directors Meeting

Date: 12/18/2025

Time: 6 PM

Location: 5005 Cloverlawn Drive

- ❖ Brooke Franklin administered the Oath of Office to the newly elected board member, Marquetta Hall.
- ❖ The meeting was called to Order at 6:10 PM.
- ❖ Roll Call:
  - LaMarcus Keels Present
  - Kevin Johnson Present
  - Brandy Jones Present
  - Tangela Owens Online *\*Non-voting participant*
  - Marquetta Hall Present
    - Approval of the Board Agenda
      - Motion: Brandy Jones Support: Marquetta Hall
      - Yays: 4 Nays: 0
    - Approval of Board Minutes from October 23, 2025
      - Motion: Kevin Johnson Support: Brandy Jones
      - Yays: 4 Nays: 0
- ❖ CMO Report
  - Principal Dr. Reid and Dr. Williams presented the Principal and Academic Board Report, providing an update on celebrations, successes and staffing, school culture and climate, academic data dashboard, and academic updates. Nick Zilz provided a facility update.
  - David Heidtman with EdOps presented the October 2025 financial report and provided an overview of the executive summary, key performance indicators, forecast overview, cash forecast, and annotated financials.

- ❖ New Business/Action Items
  - a. 31aa Mental Health and School Safety Grant
    - Motion to authorize VP Kevin Johnson to work in conjunction with Board counsel to finalize the decision on the 31aa Mental Health and School Safety Grant.  
 Motion: LaMarcus Keels                      Support: Brandy Jones  
 Yays: 4    Nays: 0
  - b. MDE Update on Attendance Shortfall Deductions
    - Dr. Kionna Williams provided an update on the current deduction amount and anticipates receiving the final number from Compliance in the coming days.
  - c. Approval to Purchase and Install a PA System
    - Motion to authorize the expenditure of up to \$20,000 (Twenty Thousand Dollars) for the purchase and installation of a public announcement system.  
 Motion: Brandy Jones                      Support: Kevin Johnson  
 Yays: 4    Nays: 0
  - d. ESP Agreement
    - Motion to appoint Brandy Jones to work with PLA in finalizing the upcoming renewal of the ESP Agreement.  
 Motion: Brandy Jones                      Support: Kevin Johnson  
 Yays: 4    Nays: 0
  - e. Eagle's Nest Academy Building Lease
    - Motion to appoint President LaMarcus Keels to work with the lessor to negotiate the building lease updates.  
 Motion: LaMarcus Keels                      Support: Brandy Jones  
 Yays: 4    Nays: 0
- ❖ Authorizer Comments
  - Brooke Franklin provided the Authorizer's update.
- ❖ Old Business
 

None
- ❖ Board Member Comments
  - Secretary Jones commended the positive growth in student performance data and encouraged the team to sustain their current momentum.
  - VP Johnson inquired about the building security.
- ❖ Public Comments
  - Gabriel White, Youth Development Director for the YMCA, presented a proposal to establish a three-hour after-school program partnership.
- ❖ The meeting was adjourned at 7:29 PM.

Meeting Certification:

I certify that this accurately reflects the events of the December Board of Directors Meeting for Eagle's Nest Academy.

Proposed Minutes Respectfully Submitted,

***Christina Garrett***

***12/18/2025***

\_\_\_\_\_  
Recording Secretary

\_\_\_\_\_  
Date

Approved by Eagle's Nest Academy:

\_\_\_\_\_  
Board Secretary

\_\_\_\_\_  
Date



# December 2025 Financials

PREPARED FEB'26 BY

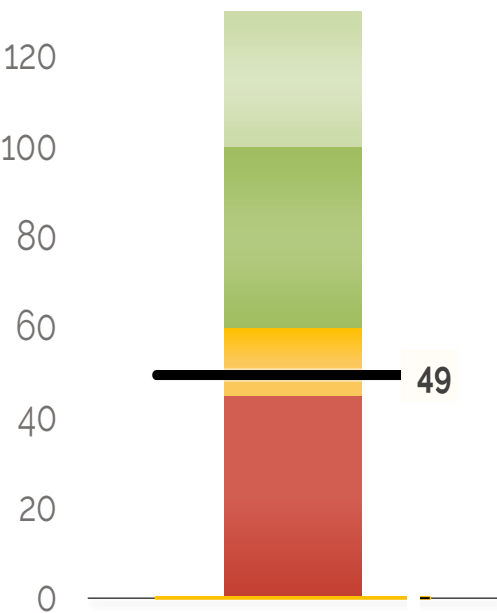


- **Executive Summary**
- **Key Performance Indicators**
- **Forecast Overview**
- **Cash Forecast**
- **Annotated Financials**
- **Appendix**

- Year-end net income is forecast at **-\$106K**. This decrease is primarily driven by higher-than-budgeted costs for benefits, substitute teachers, and mid-year replacement salaries.
- Management is working to reduce expenses and use grant funds to cover existing costs whenever possible to get back to a positive net income for the year.
- December ending cash balance was **\$184K**, representing approximately **29 days** cash on hand.

## Days of Cash

Cash balance at year-end divided by average daily expenses

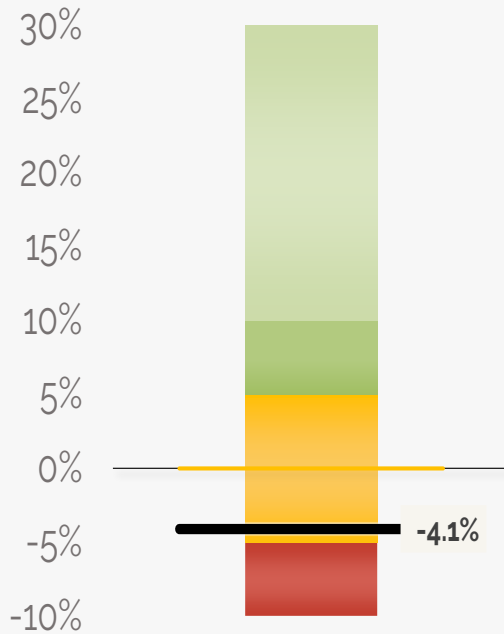


### 49 DAYS OF CASH AT YEAR'S END

The school is forecast to end the year with 49 days of cash. This is below the recommended 60 days.

## Gross Margin

Revenue less expenses, divided by revenue

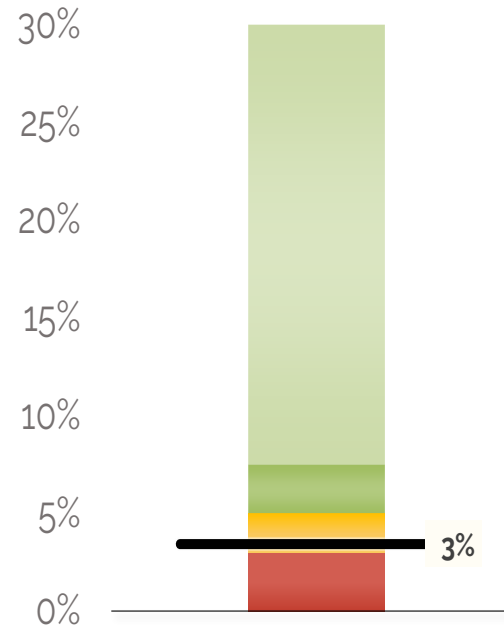


### -4.1% GROSS MARGIN

The forecasted net income is -\$106k, which is \$145k below the budget. It yields a -4.1% gross margin.

## Fund Balance %

Forecasted Ending Fund Balance / Total Expenses

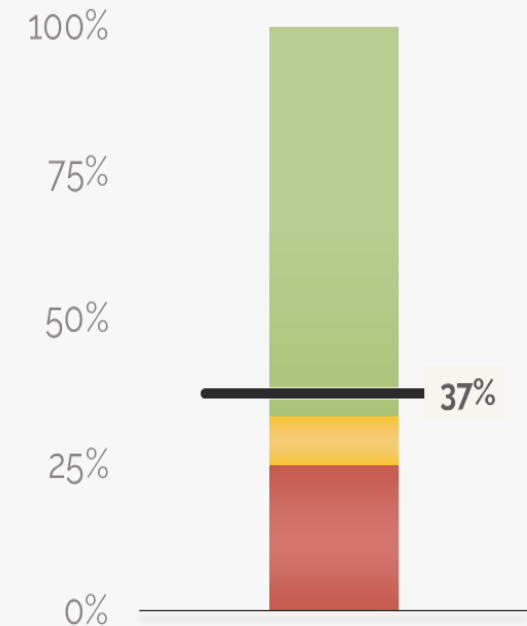


### 3% AT YEAR'S END

The school is projected to end the year with a fund balance of \$92,377. This is below the target 15%.

## Grants Invoiced

Federal grants requested divided by federal grants awarded.



### 37% GRANTS INVOICED

Drawdowns will continue throughout the remainder of the year as expenses are incurred.

# Forecast Overview

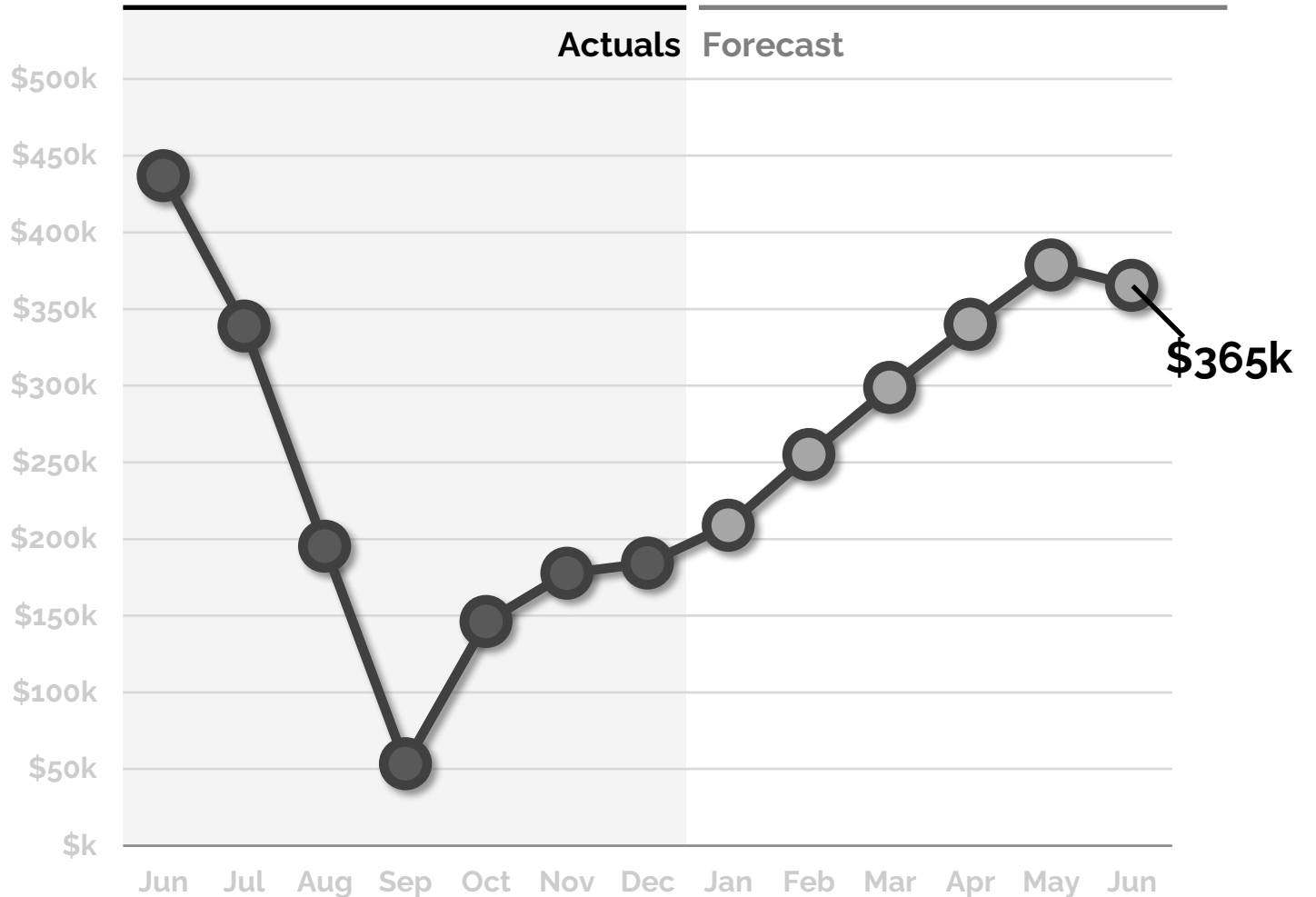
|                       | Forecast       | Budget       | Variance       | Variance Graphic | Comments   |
|-----------------------|----------------|--------------|----------------|------------------|--|
| Revenue               | \$2.6m         | \$3m         | <b>-\$367k</b> |                  | Enrollment shortfall drives down state and federal revenue. This is partly offset by state enrollment stabilization revenue. |
| Expenses              | \$2.7m         | \$2.9m       | <b>\$222k</b>  |                  | Planned expenditures are being reduced to line up with the reduced enrollment.   |
| <b>Net Income</b>     | <b>-\$106k</b> | <b>\$39k</b> | <b>-\$145k</b> |                  |  |
| Cash Flow Adjustments | \$35k          | 0            | <b>\$35k</b>   |                  |  |
| <b>Change in Cash</b> | <b>-\$71k</b>  | <b>\$39k</b> | <b>-\$110k</b> |                  |  |

## 49 Days of Cash at year's end

We forecast the school's year ending cash balance as **\$365k**.

September cash balance is typically the low point in the year as there is no state aid payment. Cash balance is expected recover through the year as state aid payments resume, state categorical funds are awarded, and federal grant draws begin.

Actual month end cash balances may vary slightly, depending on timing of bill payments and federal grant receipts.



|                               | Year-To-Date     |                  |                  | Annual Forecast  |                  |                  |                  |          |
|-------------------------------|------------------|------------------|------------------|------------------|------------------|------------------|------------------|----------|
|                               | Actual           | Budget           | Variance         | Forecast         | Budget           | Variance         | Remaining        | Rem %    |
| <b>Revenue</b>                |                  |                  |                  |                  |                  |                  |                  |          |
| State and Local Revenue       | 736,802          | 970,633          | (233,830)        | 2,099,769        | 2,419,973        | (320,204)        | 1,362,966        | 65%      |
| Federal Revenue               | 156,562          | 269,662          | (113,100)        | 492,641          | 539,323          | (46,682)         | 336,080          | 68%      |
| <b>Total Revenue</b>          | <b>893,364</b>   | <b>1,240,294</b> | <b>(346,930)</b> | <b>2,592,410</b> | <b>2,959,296</b> | <b>(366,886)</b> | <b>1,699,046</b> | <b>1</b> |
| <b>Expenses</b>               |                  |                  |                  |                  |                  |                  |                  |          |
| Basic Programs                | 489,547          | 390,618          | (98,930)         | 861,355          | 781,236          | (80,120)         | 371,808          | 43%      |
| Added Needs                   | 132,074          | 139,363          | 7,289            | 242,317          | 278,726          | 36,409           | 110,242          | 45%      |
| Support Services              | 107,054          | 99,403           | (7,651)          | 150,662          | 198,805          | 48,143           | 43,608           | 29%      |
| General Administration        | 20,912           | 38,151           | 17,239           | 54,359           | 76,303           | 21,944           | 33,447           | 62%      |
| School Administration         | 113,963          | 95,483           | (18,480)         | 210,261          | 190,966          | (19,295)         | 96,299           | 46%      |
| Business Support Services     | 186,061          | 180,498          | (5,562)          | 318,586          | 360,997          | 42,411           | 132,526          | 42%      |
| Operations and Maintenance    | 298,021          | 279,379          | (18,641)         | 441,640          | 558,759          | 117,119          | 143,619          | 33%      |
| Pupil Transportation Services | 32,367           | 38,622           | 6,255            | 58,311           | 77,245           | 18,934           | 25,944           | 44%      |
| Central Services              | 13,186           | 15,426           | 2,239            | 19,986           | 30,851           | 10,865           | 6,800            | 34%      |
| Activities                    | 1,104            | 4,319            | 3,215            | 6,871            | 8,637            | 1,766            | 5,767            | 84%      |
| Food Services                 | 89,951           | 122,623          | 32,672           | 226,793          | 245,247          | 18,454           | 136,842          | 60%      |
| Community Services            | 2,886            | 5,214            | 2,329            | 5,259            | 10,428           | 5,169            | 2,374            | 45%      |
| Debt Service                  | 25,797           | 51,212           | 25,415           | 102,423          | 102,423          | 0                | 76,626           | 75%      |
| <b>Total Expenses</b>         | <b>1,512,922</b> | <b>1,460,311</b> | <b>(52,610)</b>  | <b>2,698,823</b> | <b>2,920,622</b> | <b>221,799</b>   | <b>1,185,902</b> | <b>2</b> |
| <b>Net Income</b>             | <b>(619,558)</b> | <b>(220,017)</b> | <b>(399,541)</b> | <b>(106,414)</b> | <b>38,674</b>    | <b>(145,088)</b> | <b>513,144</b>   | <b>3</b> |
| <b>Cash Flow Adjustments</b>  | <b>367,037</b>   | <b>-</b>         | <b>367,037</b>   | <b>35,000</b>    | <b>-</b>         | <b>35,000</b>    | <b>(332,037)</b> | <b>4</b> |
| <b>Change in Cash</b>         | <b>(252,521)</b> | <b>(220,017)</b> | <b>(32,504)</b>  | <b>(71,414)</b>  | <b>38,674</b>    | <b>(110,088)</b> | <b>181,107</b>   | <b>5</b> |

## 1 REVENUE: \$367K BEHIND

- Enrollment shortfall drives down state and federal revenue
- This is partly offset by enrollment stabilization funds from the state

## 2 EXPENSES: \$222K AHEAD

- Management is working to reduce expenditures to line up with enrollment
- Grant funds will be used to cover existing expenses wherever possible.
- Benefits and substitute expense lines continue to trend higher than budgeted.
- Several mid-year replacement salaries have come in above budget.

## 3 NET INCOME: \$145K behind

## 4 CASH ADJ: \$35K AHEAD

Adjustments for year end payables, receivables, and deferred revenue

## 5 NET CHANGE IN CASH: \$110K BEHIND

|                                     | <i>Previous Year End</i> | <i>Current</i>              |
|-------------------------------------|--------------------------|-----------------------------|
| <b>Assets</b>                       |                          |                             |
| Current Assets                      |                          |                             |
| Cash                                | 436,817                  | 184,296                     |
| Accounts Receivable                 | 508,391                  | 285,028                     |
| Total Current Assets                | 945,208                  | 469,325                     |
| <b>Total Assets</b>                 | <b>945,208</b>           | <b>469,325</b>              |
| <b>Liabilities and Equity</b>       |                          |                             |
| <b>Liabilities</b>                  |                          |                             |
| Current Liabilities                 |                          |                             |
| Other Current Liabilities           | 384,084                  | 360,258                     |
| Accounts Payable                    | 408,793                  | 601,708                     |
| Total Current Liabilities           | 792,877                  | 961,966                     |
| Long-Term Liabilities               |                          |                             |
| Debt                                | 993,263                  | 967,848                     |
| Total Long-Term Liabilities         | 993,263                  | 967,848                     |
| <b>Total Liabilities</b>            | <b>1,786,140</b>         | <b>1,929,814</b>            |
| <b>Equity</b>                       |                          |                             |
| Unrestricted Net Assets             | -728,677                 | -840,932                    |
| Net Income                          | -112,255                 | -619,558                    |
| <b>Total Equity</b>                 | <b>-840,932</b>          | <b>-1,460,489</b>           |
| <b>Total Liabilities and Equity</b> | <b>945,208</b>           | <b>469,325</b>              |
| <b>Total Liabilities and Equity</b> | <b>945,208</b>           | <b>469,325<sup>12</sup></b> |

## ① Cash

- Cash balance continues to slowly recover from the September low point.
- Cash balance will gradually recover through the year as state aid payments continue, categorical grants are awarded, and federal grant draws pick up

## ② Liabilities

- Other current liabilities is primarily composed of deferred revenue. This represents state grant funds which are received in advance to be spent over multiple years
- Accounts payable is up from the beginning of the year as we work to balance cash inflows and payments to vendors

## ③ Unrestricted Net Assets

- Equity is showing negative due to the outstanding debt with IFF
- General fund does maintain a positive balance. This balance sheet represents a combination of all the school's funds



# QUESTIONS?

Please contact your EdOps Finance Team:

David Heidtman

[david@ed-ops.com](mailto:david@ed-ops.com)

810.730.3120

© EdOps 2017-2026

# Monthly Financials

| Income Statement              | Actual          |                 |                 |                |                |                | Forecast       |                |                |                |                |                | TOTAL            |
|-------------------------------|-----------------|-----------------|-----------------|----------------|----------------|----------------|----------------|----------------|----------------|----------------|----------------|----------------|------------------|
|                               | Jul             | Aug             | Sep             | Oct            | Nov            | Dec            | Jan            | Feb            | Mar            | Apr            | May            | Jun            |                  |
| <b>Revenue</b>                |                 |                 |                 |                |                |                |                |                |                |                |                |                |                  |
| State and Local Revenue       | 6               | 6               | 242,227         | 141,419        | 179,314        | 173,831        | 227,161        | 227,161        | 227,161        | 227,161        | 227,161        | 227,161        | 2,099,769        |
| Federal Revenue               | 0               | 6,913           | 35,175          | 16,819         | 37,670         | 59,984         | 56,013         | 56,013         | 56,013         | 56,013         | 56,013         | 56,013         | 492,641          |
| <b>Total Revenue</b>          | <b>6</b>        | <b>6,919</b>    | <b>277,401</b>  | <b>158,238</b> | <b>216,984</b> | <b>233,815</b> | <b>283,174</b> | <b>283,174</b> | <b>283,174</b> | <b>283,174</b> | <b>283,174</b> | <b>283,174</b> | <b>2,592,410</b> |
| <b>Expenses</b>               |                 |                 |                 |                |                |                |                |                |                |                |                |                |                  |
| Basic Programs                | 38,247          | 150,487         | 88,054          | 66,822         | 53,853         | 92,086         | 67,432         | 50,350         | 52,657         | 52,657         | 52,657         | 96,054         | 861,355          |
| Added Needs                   | 4,834           | 31,700          | 20,276          | 20,306         | 23,557         | 31,402         | 20,552         | 16,196         | 16,196         | 16,196         | 16,196         | 24,908         | 242,317          |
| Support Services              | 10,841          | 18,144          | 36,067          | 21,795         | 14,129         | 6,078          | 5,185          | 5,185          | 5,185          | 7,685          | 10,185         | 10,185         | 150,662          |
| General Administration        | 0               | 731             | 252             | 4,559          | 11,642         | 3,727          | 5,574          | 5,574          | 5,574          | 5,574          | 5,574          | 5,574          | 54,359           |
| School Administration         | 12,825          | 22,497          | 20,272          | 18,087         | 16,473         | 23,809         | 16,050         | 16,050         | 16,050         | 16,050         | 16,050         | 16,050         | 210,261          |
| Business Support Services     | 32,764          | 36,671          | 28,541          | 26,993         | 27,009         | 34,084         | 22,088         | 22,088         | 22,088         | 22,088         | 22,088         | 22,088         | 318,586          |
| Operations and Maintenance    | 36,387          | 29,848          | 108,246         | 22,950         | 53,801         | 46,789         | 23,937         | 23,937         | 23,937         | 23,937         | 23,937         | 23,937         | 441,640          |
| Pupil Transportation Services | 0               | 10,560          | 150             | 8,567          | 7,480          | 5,610          | 4,324          | 4,324          | 4,324          | 4,324          | 4,324          | 4,324          | 58,311           |
| Central Services              | 880             | 1,452           | 104             | 5,059          | 3,263          | 2,429          | 1,133          | 1,133          | 1,133          | 1,133          | 1,133          | 1,133          | 19,986           |
| Activities                    | 0               | 0               | 0               | 900            | 204            | 0              | 961            | 961            | 961            | 961            | 961            | 961            | 6,871            |
| Food Services                 | 3,153           | 7,584           | 16,160          | 29,198         | 18,444         | 15,412         | 22,807         | 22,807         | 22,807         | 22,807         | 22,807         | 22,807         | 226,793          |
| Community Services            | 0               | 2,544           | 0               | 0              | 305            | 37             | 396            | 396            | 396            | 396            | 396            | 396            | 5,259            |
| Debt Service                  | 4,346           | 4,327           | 4,309           | 4,290          | 4,272          | 4,253          | 12,771         | 12,771         | 12,771         | 12,771         | 12,771         | 12,771         | 102,423          |
| Total Ordinary Expenses       | 144,275         | 316,545         | 322,430         | 229,526        | 234,431        | 265,714        | 203,210        | 181,771        | 184,078        | 186,578        | 189,078        | 241,187        | 2,698,823        |
| <b>Total Expenses</b>         | <b>144,275</b>  | <b>316,545</b>  | <b>322,430</b>  | <b>229,526</b> | <b>234,431</b> | <b>265,714</b> | <b>203,210</b> | <b>181,771</b> | <b>184,078</b> | <b>186,578</b> | <b>189,078</b> | <b>241,187</b> | <b>2,698,823</b> |
| <b>Net Income</b>             | <b>-144,269</b> | <b>-309,626</b> | <b>-45,029</b>  | <b>-71,288</b> | <b>-17,447</b> | <b>-31,900</b> | <b>79,965</b>  | <b>101,404</b> | <b>99,096</b>  | <b>96,596</b>  | <b>94,096</b>  | <b>41,987</b>  | <b>-106,414</b>  |
| Cash Flow Adjustments         | 46,257          | 166,056         | -96,785         | 163,938        | 49,065         | 38,507         | -55,339        | -55,339        | -55,339        | -55,339        | -55,339        | -55,339        | 35,000           |
| <b>Change in Cash</b>         | <b>-98,013</b>  | <b>-143,570</b> | <b>-141,813</b> | <b>92,650</b>  | <b>31,618</b>  | <b>6,607</b>   | <b>24,625</b>  | <b>46,064</b>  | <b>43,757</b>  | <b>41,257</b>  | <b>38,757</b>  | <b>-13,352</b> | <b>-71,414</b>   |
|                               |                 |                 |                 |                |                |                |                |                |                |                |                |                |                  |
| Ending Cash                   | 338,805         | 195,235         | 53,421          | 146,071        | 177,689        | 184,296        | 208,922        | 254,986        | 298,742        | 339,999        | 378,755        | 365,403        |                  |

# Principal and Academic Board Report

---

February 2026



# Celebrations



01

## Celebration

We are happy to announce our partnership with the YMCA of Greater Flint through its Safe Places initiative, which designates Eagle's Nest as an official YMCA Safe Place and expands access to free, safe, and structured afterschool enrichment programming.

02

We are proud to recognize the success of our recent Attendance Workshop, where roughly 20 parents participated, reinforcing the importance of family partnership and a collective commitment to consistent attendance and scholar success.



# Success



01

## Success

- We successfully completed the Grand Valley State University Facilities Walkthrough.
- We have successfully revised Eagle's Nest Academy's data story in the Michigan Integrated Continuous Improvement Process portal.

# Staffing

02

## Staffing

- I am working with Talent Acquisition to source for the Dean of Academics and Culture and the sixth grade teaching positions.
- I am happy to report that the general education teacher assistant position has been filled.

# MSTEP PREPARATION



## ENA M-STEP Preparation Plan

### **Purpose:**

M-STEP Preparation books are used as instructional tools to support a minimum 15% increase in ELA and Math proficiency.

### **Goal:**

Align daily standards-aligned instruction to M-STEP expectations while building assessment literacy, stamina, and student confidence.

# MSTEP PREPARATION



## Instructional Objectives

- Align instruction to M-STEP priority standards
- Teach students how standards are assessed
- Build academic stamina for extended tasks
- Reduce test anxiety through familiarity and predictability

# MSTEP PREPARATION



## Instructional Design & Implementation

- Embedded across core instruction, Friday acceleration, intervention, and tutoring
- Standards selected based on M-STEP blueprints and NWEA data
- Tasks selected strategically
- Explicit modeling of ELA and Math expectations

# MSTEP PREPARATION



## Modeling, Practice & Stamina Building

- Teacher modeling with think-alouds and exemplars
- Guided practice with immediate feedback and error analysis
- Independent, timed practice using full M-STEP-style item sets
- Gradual increase to 60–90 minutes of sustained engagement

# MSTEP PREPARATION



## Data Use & Accountability

- Student work analyzed to identify skill gaps
- Data informs regrouping, interventions, and tutoring
- Fidelity monitored through lesson plans, walkthroughs, and observations
- Use of prep books is a required instructional expectation

# MSTEP PREPARATION



## Key Performance Indicators

- 15% increase in students meeting proficiency on the state assessment
- 80% of bubble students will met or exceed their growth targets on the district EOY benchmark assessment
- Students sustain 60–90 minutes of focused ELA and Math work
- Positive matriculation of students in MSTEP Friday acceleration ability groupings and tutoring

# Academic Data Dashboard



| ENA  | Monthly Data Reflects Monthly Average |           |         |          |          |         |          |         |       |         | Cumulative Average |
|--|---------------------------------------|-----------|---------|----------|----------|---------|----------|---------|-------|---------|--------------------|
|  | August                                | September | October | November | December | January | February | March   | April | May     |                    |
| <a href="#">Scholar Attendance</a>           | 96%                                   | 88%       | 85%     | 79%      | 77%      | 83%     |          |         |       |         | 82%                |
| Scholar Attendance-Incremental Goals         |                                       |           |         | 95%      |          | 95%     |          | 95%     |       | 95%     |                    |
| <a href="#">Teacher Attendance</a>           | 93%                                   | 82%       | 86%     | 88%      | 88%      | 89%     |          |         |       |         | 87%                |
| Teacher Attendance-Incremental Goals         |                                       |           |         | 95%      |          | 95%     |          | 95%     |       | 95%     |                    |
| <a href="#">Scholar Enrollment</a>           | 73%                                   | 76%       | 74%     | 73%      | 75%      | 73%     |          |         |       |         | 74.20%             |
| <a href="#">DIBELS Benchmark</a>             |                                       | 7%        |         |          |          | 11%     |          |         |       |         |                    |
| DIBELS Incremental Goals                     |                                       |           |         |          |          | 12%     |          |         |       | 17%     |                    |
| <a href="#">MAZE CFAs (2-6)</a>              |                                       | 8%        | 17%     | 5%       | 5%       | 6%      |          |         |       |         | 8%                 |
| MAZE Incremental Goals                       |                                       |           |         | 11%      |          | 13%     |          | 16%     |       | 18%     |                    |
| <a href="#">K-2 ELA Foundational Skills</a>  |                                       | 9%        | 22%     | 28%      | 36%      | 37%     |          |         |       |         | 26%                |
| K-2 ELA Foundational Incremental Goals       |                                       |           |         | 12%      |          | 15%/31% |          | 17%/34% |       | 19%/37% |                    |
| <a href="#">K-2 Math Foundational Skills</a> |                                       | 25%       | 29%     | 29%      | 38%      | 38%     |          |         |       |         | 32%                |
| K-2 Math Foundational Incremental Goals      |                                       |           |         | 28%      |          | 31%/32% |          | 33%/35% |       | 35%/38% |                    |
| <a href="#">Eureka Squared</a>               |                                       | 9%        | 24%     | 23%      | 22%      | 23%     |          |         |       |         | 20%                |
| Eureka Squared Incremental Goals             |                                       |           |         | 12%      |          | 15%/26% |          | 17%     |       | 19%     |                    |
| <a href="#">NWEA Growth (ELA)</a>            |                                       | N/A       |         |          |          | 42%     |          |         |       |         |                    |
| <b>NWEA Growth (Math) 3-6</b>                |                                       |           |         |          |          | 41%     |          |         |       |         |                    |
| NWEA Incremental Goals                       |                                       |           |         |          |          | 40%     |          |         |       | 60%     |                    |
| <a href="#">NWEA Growth (Math)</a>           |                                       | N/A       |         |          |          | 33%     |          |         |       |         |                    |
| <b>NWEA Growth (Math) 3-6</b>                |                                       |           |         |          |          | 31%     |          |         |       |         |                    |
| NWEA Incremental Goals                       |                                       |           |         |          |          | 40%     |          |         |       | 60%     |                    |

# Facility Updates



## Technology

- MSTEP testing server is being configured for the upcoming testing session



## Safety

- I attended an Emergency Operations Planning event in January at the GISD. First responders were in attendance from all over the county. We discussed the county template that will be available for use, if we desire, before August of 2026. This plan will be approved by the state and county officials. New and upcoming requirements were also discussed. I have two more planning events scheduled for February.



## GVSU Facility Review

- GVSU facility review was completed on 01/26/26. Overall, the review went really well with only two minor findings that were completed the following day and updates were sent to GVSU.
- I will share the Facility Report with the Board when I receive it.



## Other

- I have reached out to EGLE to schedule water testing of the new water fountains/bottle filling stations. They will also update our drinking water management plan with the state.
- Snow day update - Snow days on 1/23/26, 1/26/26, 1/30/26



July 7, 2025

Ms. Andrea Dyal  
[adyal@phalenacademies.org](mailto:adyal@phalenacademies.org)  
Ms. Lili Gibes  
[lgibes@phalenacademies.org](mailto:lgibes@phalenacademies.org)  
Eagle's Nest Academy  
5005 Cloverlawn Drive  
Flint, Michigan 48504

Dear Andrea and Lili:

RE: \*\* IMPORTANT: Your board policies update has been processed\*\*

On behalf of the National Charter Schools Institute team, thank you for engaging with us for our Board Policies Update Service. Working with you each Spring and Fall is a privilege to ensure that Eagles Nest Academy's policies are up-to-date with changes in law, regulation, and best practices.

We have prepared the **Spring 2025** updates for the Eagles Nest Academy's Board of Director's review and consideration. Once the Board has acted on these policies, please return the completed disposition form (attached) and any changes to me via email at [boardpolicies@nationalcharterschools.org](mailto:boardpolicies@nationalcharterschools.org) or via fax at (989) 317-3514. We will finalize these updates, as appropriate, and return them to you upon receipt.

Please know that your policies are available anytime through BoardDocs. This ensures that everyone at your school has easy access to them so they can provide clear direction and guidance for your school. Please do not hesitate to contact us if you need help signing onto your BoardDocs account; I have provided the Board login below.

Public Link: <https://go.boarddocs.com/mi/eaglesnest/Board.nsf/Public>

Private Link: [REDACTED]

Username: [REDACTED]

Password: [REDACTED]

As part of our commitment to Eagles Nest Academy, please know we're always here to support you. If you ever need support on using your policies best or if we can assist with your next board retreat or planning session, please don't hesitate to call your associate, Dr. Angie Melhado, or me. We would be honored to help out.

Again, thank you for your work with the Institute. We look forward to our continued work together.

Sincerely,

A handwritten signature in black ink that reads "Michelle Wilson".

Michelle Wilson  
Board Services Coordinator  
National Charter Schools Institute  
Enclosures

*Eagle's Nest Academy*

**DISPOSITION FORM**  
**POLICIES FOR BOARD ADOPTION – SPRING 2025**

| <u>Policy Number</u> | <u>ADOPTED</u> | <u>TABLED</u> | <u>REJECTED</u> |
|----------------------|----------------|---------------|-----------------|
| 0131.1               | _____          | _____         | _____           |
| 2264 (Delete)        | _____          | _____         | _____           |
| 2266                 | _____          | _____         | _____           |
| 2340                 | _____          | _____         | _____           |
| 5320                 | _____          | _____         | _____           |
| 5330                 | _____          | _____         | _____           |
| 5330.01              | _____          | _____         | _____           |
| 5350 (Delete)        | _____          | _____         | _____           |
| 5460 (Delete)        | _____          | _____         | _____           |
| 8500                 | _____          | _____         | _____           |
| 8510                 | _____          | _____         | _____           |
| 8510 Appendix A      | _____          | _____         | _____           |
| 8510 Appendix C      | _____          | _____         | _____           |
| 8510 Appendix D      | _____          | _____         | _____           |

Date of Board Meeting: \_\_\_\_\_  
 Send Final Policies to: \_\_\_\_\_  
 E-mail Address: \_\_\_\_\_

**AFTER BOARD ACTION, PLEASE RETURN THIS FORM TO:**  
 Michelle Wilson, Board Services Coordinator  
 National Charter Schools Institute  
 E-mail: [boardpolicies@charterinstitute.org](mailto:boardpolicies@charterinstitute.org)  
 Phone: (989) 317-3510 Fax: (989) 317-3514

## Spring 2025 Board Policies and Administrative Guidelines Summary Table

### Board Policies

#### Spring 2025 Board Policies

| Policy Number | Policy Title  | New/<br>Revise/<br>Replace/<br>Delete | Legally<br>Required,<br>Legal<br>Content or<br>Best<br>Practice | Summary  |
|---------------|---|---------------------------------------|---|--|
| 0131.1        | Charter Contract Bylaws and Board Operating Policies                      | Revised                               | Best Practice   | <p>This policy has been revised to streamline the process for review and adoption of policy and of making technical corrections to policies and bylaws. The policy provides options for defining technical corrections and authorizes the School Leader to make such corrections and provide a summary of the corrections to the Board for review.</p> <p>This revised bylaw should be adopted if the Board wishes to streamline the policy adoption process and/or technical corrections process.</p> |
| 2264<br>2266  | Nondiscrimination on the Basis of Sex in Education Programs or Activities | DELETE/<br>Revised                    | Legally Required  | <p>On January 9, 2025, a federal district court issued a decision vacating the 2024 Final Rule. Consistent with the court's order, the 2024 Title IX regulations and the resources are not effective in any jurisdiction.</p>  |
| 2340          | Field and Other Academy-Sponsored Trips                                   | Revised                               | Best Practice   | <p>This policy has been adopted to update language overall and to include transportation options and provisions (found in Policy 8640).</p>  |
| 5320          | Immunization  | Revised                               | Legal Content   | <p>This policy has been revised to reflect the immunization requirements in the Michigan Department of Education's ("MDE") "2024 Immunization Requirements for Students Entering Kindergarten and 7th Grade or Enrolling in a new Academy in Grades 1-12". See also AG 5320 in this update.</p> <p>These revisions should be adopted in order to comply with MDE's immunization requirements.</p>  |

| Policy Number      | Policy Title   | New/<br>Revise/<br>Replace/<br>Delete | Legally<br>Required,<br>Legal<br>Content or<br>Best<br>Practice | Summary  |
|--------------------|--|---------------------------------------|---|--|
| 5330               | Use of Medications   | Revised                               | Legally<br>Required   | This policy was reviewed at the request of clients and updated to include additional definitions and further clarity to processes for the storage and administration of prescription and over-the-counter medications.<br><br>These suggested revisions should be considered for adoption. |
| 5330.01            | Epinephrine Auto-Injectors   | Revised                               | Legally<br>Required   | This policy was revised at the request of clients, adding the immunity provisions set forth in applicable State law.   |
| 5350               | Student Health, Well-Being, and Suicide Prevention                                     | DELETE                                | Legal<br>Content  | This policy is revised to include comprehensive mental health and wellness initiatives that promote the emotional and physical safety of students and staff.<br><br>Revisions to this policy should be considered for adoption.  |
| 5460               | Graduation Requirements  | DELETE                                | Legal<br>Content  | This policy is being deleted because it is not applicable to Eagle's Nest Academy.   |
| 8500               | Food Services  | Revised                               | Legally<br>Required   | This policy has been revised to include additional language and options regarding "bad debt" and dietary modifications at the request of clients due to audits.<br><br>These revisions should be considered for adoption.  |
| 8510               | Wellness   | Revised                               | Legally<br>Required   | These policies have been revised to include U.S. Department of Agriculture ("USDA") requirement to include the overall nondiscrimination language and to add other USDA guidance regarding wellness options throughout Academy operations.   |
| 8510<br>Appendix A | Specific Goals for Nutrition   | Revised                               | Legally<br>Required   |  |
| 8510<br>Appendix C | Specific Goals for Other Academy-Based Activities Designed to Promote Student Wellness | Revised                               | Legally<br>Required   |  |
| 8510<br>Appendix D | Specific Goals for Nutrition Promotion   | Revised                               | Legally<br>Required   |  |



December 19, 2025

Ms. Lili Gibes  
[lgibes@phalenacademies.org](mailto:lgibes@phalenacademies.org)  
Eagle's Nest Academy  
5005 Cloverlawn Drive  
Flint, Michigan 48504

Dear Lili:

RE: \*\* IMPORTANT: Your board policies update has been processed\*\*

On behalf of the National Charter Schools Institute team, thank you for engaging with us for our Board Policies Update Service. Working with you each Spring and Fall is a privilege to ensure that Eagles Nest Academy's policies are up-to-date with changes in law, regulation, and best practices.

We have prepared the **Fall 2025** updates for the Eagles Nest Academy's Board of Director's review and consideration. Once the Board has acted on these policies, please return the completed disposition form (attached) and any changes to me via email at [boardpolicies@nationalcharterschools.org](mailto:boardpolicies@nationalcharterschools.org) or via fax at (989) 317-3514. We will finalize these updates, as appropriate, and return them to you upon receipt.

Please know that your policies are available anytime through BoardDocs. This ensures that everyone at your school has easy access to them so they can provide clear direction and guidance for your school. Please do not hesitate to contact us if you need help signing onto your BoardDocs account; I have provided the Board login below.

Public Link: <https://go.boarddocs.com/mi/eaglesnest/Board.nsf/Public>

Private Link: [REDACTED]

Username: [REDACTED]

Password: [REDACTED]

As part of our commitment to Eagles Nest Academy, please know we're always here to support you. If you ever need support on using your policies best or if we can assist with your next board retreat or planning session, please don't hesitate to call your associate, Dr. Angie Melhado, or me. We would be honored to help out.

Again, thank you for your work with the Institute. We look forward to our continued work together.

Sincerely,

A handwritten signature in black ink that reads "Michelle Wilson".

Michelle Wilson  
Board Services Coordinator  
National Charter Schools Institute  
Enclosures



*Eagle's Nest Academy*

**DISPOSITION FORM**  
**POLICIES FOR BOARD ADOPTION – FALL 2025**

| <u>Policy Number</u> | <u>ADOPTED</u> | <u>TABLED</u> | <u>REJECTED</u> |
|----------------------|----------------|---------------|-----------------|
| 2210                 | _____          | _____         | _____           |
| 2266                 | _____          | _____         | _____           |
| 2412                 | _____          | _____         | _____           |
| 5517.01              | _____          | _____         | _____           |
| 7540.02              | _____          | _____         | _____           |
| 7541 (Delete)        | _____          | _____         | _____           |
| 8300                 | _____          | _____         | _____           |
| 8305                 | _____          | _____         | _____           |

Date of Board Meeting: \_\_\_\_\_

Send Final Policies to: \_\_\_\_\_

E-mail Address: \_\_\_\_\_

**AFTER BOARD ACTION, PLEASE RETURN THIS FORM TO:**

Michelle Wilson, Board Services Coordinator

National Charter Schools Institute

E-mail: [boardpolicies@charterinstitute.org](mailto:boardpolicies@charterinstitute.org)

Phone: (989) 317-3510 Fax: (989) 317-3514

## Fall 2025 Board Policies and Administrative Guidelines Summary Table

### Board Policies

#### Fall 2025 Board Policies

| Policy Number | Policy Title  | New/<br>Revise/<br>Replace/<br>Delete | Legally<br>Required,<br>Legal Content<br>or Best<br>Practice | Summary   |
|---------------|---|---------------------------------------|--|---|
| 2210          | Curriculum Development<br>– Approved Courses                                    | Revised                               | Legal Content  | This policy has been revised to reflect the latest changes to the Pupil Accounting Manual 2024-2025, Michigan Department of Education.  |
| 2266          | Nondiscrimination on the<br>Basis of Sex in Education<br>Programs or Activities | Revised                               | Legally<br>Required  | <p>A revision to this policy and AG is necessary because of June 23, 2025, the National Incident-Based Reporting System ("NIBRS") definition of fondling changed. The term officially is "criminal sexual contact". The terms "sexual orientation and gender identity" have been retained in the parenthetical definition of "sex" in the policy since these protections have been required in Michigan by the Elliott-Larsen Civil Rights Act ("ELCRA") (Act 453 of 1976) (M.C.L. 37.2101 et. seq.) and specifically as amended by the Michigan Legislature in 2023. NCSI recommends you discuss this issue with your local legal counsel before deciding to delete the language. It is critical that you consult with your local legal counsel if a situation arises involving an allegation of discrimination or harassment based upon sexual orientation or gender identity.</p> <p>Additionally, the address of the USDOE Office for Civil Rights has been changed to the Washington, D.C. office.</p> |
| 2412          | Homebound Instruction<br>Program  | Revised                               | Legal Content  | This policy has been revised to reflect the latest changes to the Pupil Accounting Manual 2024-2025, Michigan Department of Education.  |
| 5517.01       | Bullying and Other<br>Aggressive Behavior<br>Toward Students                    | Revised                               | Legally<br>Required  | This policy is being revised to include the definitions and additional components included in the latest  |

| Policy Number | Policy Title                                      | New/<br>Revise/<br>Replace/<br>Delete | Legally<br>Required,<br>Legal Content<br>or Best<br>Practice | Summary  |
|---------------|---|---------------------------------------|--|--|
|               |   |                                       |  | version of the Michigan State Board of Education's Model Anti-Bullying Policy.   |
| 7540.02       | Digital Content and Accessibility                 | Revised                               | Legal Content  | Revisions to this policy reflect the U.S. Department of Justice ("DOJ") final rule provisions under Title II of the Americans with Disabilities Act ("ADA") requiring state and local government entities — including public school academies — to make web content and mobile applications accessible to individuals with disabilities. |
| 7541          | Electronic Data Processing Disaster Recovery Plan | <b>DELETE/<br/>RESCIND</b>            | Best Practice  | Provisions of this policy have been included in Policy 8300 - Continuity of Organizational Operations. There is no need for duplicity in the policy collection.  |
| 8300          | Continuity of Organizational Operations Plan      | Revised                               | Best Practice  | This policy has been revised to include additional language and options regarding cybersecurity safeguards.<br><br>These revisions should be considered for adoption.  |
| 8305          | Information Security                              | Revised                               | Best Practice  | This policy has been revised to include additional language and options regarding cybersecurity safeguards.<br><br>These revisions should be considered for adoption.  |

# Eagle's Nest Academy

26-27 School Year

Teachers: 192    Scholars: 181

DRAFT

| JULY  |    |    |    |    |    |    | AUGUST  |    |    |    |    |    |    | SEPTEMBER   |    |    |    |    |    |    | OCTOBER   |    |    |    |    |    |    | NOVEMBER   |    |    |     |    |    |    | DECEMBER   |    |     |    |    |    |    |
|---|----|----|----|----|----|----|---|----|----|----|----|----|----|---|----|----|----|----|----|----|---|----|----|----|----|----|----|--|----|----|-----|----|----|----|--|----|-----|----|----|----|----|
| S   | M  | T  | W  | R  | F  | S  | S   | M  | T  | W  | R  | F  | S  | S   | M  | T  | W  | R  | F  | S  | S   | M  | T  | W  | R  | F  | S  | S  | M  | T  | W   | R  | F  | S  | S  | M  | T   | W  | R  | F  | S  |
|   |    |    | 1  | 2  | 3  | 4  |   |    |    |    |    | 1  |    |   | 1  | 2  | 3  | 4  | 5  |    |   |    |    | 1  | 2  | 3  | 1  | 2  | 3  | 4  | 5   | 6  | 7  |    |  | 1  | 2   | 3  | 4  | 5  |    |
| 5   | 6  | 7  | 8  | 9  | 10 | 11 | 2   | 3  | 4  | 5  | 6  | 7  | 8  | 6   | 7  | 8  | 9  | 10 | 11 | 12 | 4   | 5  | 6  | 7  | 8  | 9  | 10 | 8  | 9  | 10 | 11  | 12 | 13 | 14 | 6  | 7  | 8   | 9  | 10 | 11 | 12 |
| 12  | 13 | 14 | 15 | 16 | 17 | 18 | 9   | 10 | 11 | 12 | 13 | 14 | 15 | 13  | 14 | 15 | 16 | 17 | 18 | 19 | 11  | 12 | 13 | 14 | 15 | 16 | 17 | 15   | 16 | 17 | 18  | 19 | 20 | 21 | 13   | 14 | 15  | 16 | 17 | 18 | 19 |
| 19  | 20 | 21 | 22 | 23 | 24 | 25 | 16  | 17 | 18 | 19 | 20 | 21 | 22 | 20  | 21 | 22 | 23 | 24 | 25 | 26 | 18  | 19 | 20 | 21 | 22 | 23 | 24 | 22   | 23 | 24 | 25  | 26 | 27 | 28 | 20   | 21 | 22  | 23 | 24 | 25 | 26 |
| 26  | 27 | 28 | 29 | 30 | 31 | 23 | 24  | 25 | 26 | 27 | 28 | 29 | 27 | 28  | 29 | 30 | 25 | 26 | 27 | 28 | 29  | 30 | 31 | 29 | 30 | 27 | 28 | 29   | 30 | 31 |     |    |    |    |  |    |     |    |    |    |    |
| 7/3 Independence Day - Observed<br><br>7/15-7/17 Leadership Institute   |    |    |    |    |    |    | 8/6 & 8/7 New Teacher Institute<br><br>8/10-8/14 Content Teacher Training<br><br>8/17-8/21 School Training<br><br>8/24 First Day of School for Scholars |    |    |    |    |    |    | 9/4 & 9/7 Holiday, No School<br><br>9/18 Staff Development, No School for Scholars<br><br>9/23 Parent Teacher Conferences 4:30-6:30 pm<br><br>9/24 Parent Teacher Conferences - 1/2 Day for Scholars - Conferences from 1-4<br><br>9/25 Staff Training, No School |    |    |    |    |    |    | 10/7 Count Day<br><br>10/16 End of Quarter 1<br><br>10/23 Report Cards Go Home<br><br>10/30 Staff Training, No School |    |    |    |    |    |    | 11/3 Staff Training, No School for Scholars<br><br>11/25-11/27 Thanksgiving Holiday, No School |    |    |     |    |    |    | 12/11 Parent Teacher Conferences - No Scholars 9-6:30<br><br>12/14 Progress Reports<br><br>12/22-12/31 Winter Holiday  |    |     |    |    |    |    |
| JANUARY   |    |    |    |    |    |    | FEBRUARY  |    |    |    |    |    |    | MARCH   |    |    |    |    |    |    | APRIL   |    |    |    |    |    |    | MAY  |    |    |     |    |    |    | JUNE   |    |     |    |    |    |    |
| S   | M  | T  | W  | R  | F  | S  | S   | M  | T  | W  | R  | F  | S  | S   | M  | T  | W  | R  | F  | S  | S   | M  | T  | W  | R  | F  | S  | S  | M  | T  | W   | R  | F  | S  | S  | M  | T   | W  | R  | F  | S  |
|   |    |    |    |    | 1  | 2  |   | 1  | 2  | 3  | 4  | 5  | 6  |   | 1  | 2  | 3  | 4  | 5  | 6  |   |    |    |    | 1  | 2  | 3  |  |    |    |     |    |    | 1  |  |    | 1   | 2  | 3  | 4  | 5  |
| 3   | 4  | 5  | 6  | 7  | 8  | 9  | 7   | 8  | 9  | 10 | 11 | 12 | 13 | 7   | 8  | 9  | 10 | 11 | 12 | 13 | 4   | 5  | 6  | 7  | 8  | 9  | 10 | 2  | 3  | 4  | 5   | 6  | 7  | 8  | 6  | 7  | 8   | 9  | 10 | 11 | 12 |
| 10  | 11 | 12 | 13 | 14 | 15 | 16 | 14  | 15 | 16 | 17 | 18 | 19 | 20 | 14  | 15 | 16 | 17 | 18 | 19 | 20 | 11  | 12 | 13 | 14 | 15 | 16 | 17 | 9  | 10 | 11 | 12  | 13 | 14 | 15 | 13   | 14 | 15  | 16 | 17 | 18 | 19 |
| 17  | 18 | 19 | 20 | 21 | 22 | 23 | 21  | 22 | 23 | 24 | 25 | 26 | 27 | 21  | 22 | 23 | 24 | 25 | 26 | 27 | 18  | 19 | 20 | 21 | 22 | 23 | 24 | 16   | 17 | 18 | 19  | 20 | 21 | 22 | 20   | 21 | 22  | 23 | 24 | 25 | 26 |
| 24  | 25 | 26 | 27 | 28 | 29 | 30 | 28  | 28 | 29 | 30 | 31 | 25 | 26 | 27  | 28 | 29 | 30 | 23 | 24 | 25 | 26  | 27 | 28 | 29 | 30 | 31 | 27 | 28   | 29 | 30 | 192 |    |    |    |  |    | 177 |    |    |    |    |
| 1/1 Winter Holiday, No School<br><br>1/15 End of Quarter 2<br><br>1/18 Martin Luther King Day Holiday, No School<br><br>1/19 Report Cards Go Home |    |    |    |    |    |    | 2/10 Count Day<br><br>2/12-2/15 President's Day Holiday<br><br>2/25 Parent Teacher Conferences - No Scholars 9-4:30 pm<br><br>2/26 Progress Reports     |    |    |    |    |    |    | 3/19 End of Quarter 3<br><br>3/26 Report Cards Go Home<br><br>3/26 Staff Training, No School<br><br>3/29-3/31 Spring Break, No School   |    |    |    |    |    |    | 4/1-4/2 Spring Break  |    |    |    |    |    |    | 5/14 Progress Reports<br><br>5/31 Memorial Day Holiday, No School                              |    |    |     |    |    |    | 6/11 Last Day of School for Scholars - 1/2 Day for Scholars<br><br>6/11 End of Quarter 4<br><br>6/14 Last Day of School for Teachers<br><br>6/17 Report Cards Mailed |    |     |    |    |    |    |

# **Eagle's Nest Academy Board of Directors**



## **Board Meeting Calendar**

2026

**August 20, 2026 6:00 PM**

*\*Annual Meeting*

**October 15, 2026 6:00 PM**

**December 17, 2026 6:00 PM**

2027

**February 18, 2027 6:00 PM**

**April 15, 2027 6:00 PM**

**June 17, 2027 6:00 PM**

**Unless notified by the Board President, all ENA board meetings will be held at  
Eagle's Nest Academy, 5005 Cloverlawn Dr., Flint, MI 48504.  
The meetings will begin promptly at 6:00 pm.**



**DIVISION OF K-12  
EDUCATION INNOVATION  
AND SCHOLAR SUCCESS**

GRAND VALLEY STATE UNIVERSITY®

**SCHOOL BUILDING FACILITY REVIEWS**

| <b>SCHOOL SAFETY CHECKLIST</b>  |
|---|
| <i>This checklist is designed to help support a safe building for staff and students. This is not an all-inclusive list; additional building specific safety practices may be recommended.</i>                                      |
| Exterior building doors are locked and numbered/identifiable  |
| Clearly defined visitor check-in process; signage directing visitors, process to identify visitors before entering (cameras, buzzer, etc.), identifier signaling the visitor has been checked in (ID badge, sticker, lanyard, etc.) |
| Security cameras are functional and monitored   |
| Central communication system used (PA system, etc.) to relay important information to all staff and students at once  |
| Clear directional signage (office, classrooms, restrooms, etc.)   |
| Hallways are free of obstructions   |
| Interior doors locked   |
| Fire exits operable; egress doors/windows are not blocked and sidewalks outside egress are clear  |
| Emergency exits are clearly marked and lit  |
| Evacuation routes are posted and properly oriented in all spaces with students and staff  |
| Emergency drills are practiced  |
| Fire alarm is operational and tested during drills  |
| Fire extinguishers inspected annually and tagged  |
| Boiler is unobstructed and separate from flammable materials  |
| School has an emergency response team   |
| Electrical panels in public spaces are clear and easily accessible  |
| Hazardous chemicals and cleaners are labeled and secured  |
| All students are under adult supervision  |
| Medical equipment (Sharps Container, EpiPens, AEDs) on-site and staff members have been trained to administer, if needed  |
| Building is generally well maintained, clean, and in good repair  |
| Playground and outside spaces used by students are secure (fence, gates), maintained, and staffed when students are present   |
| School bus and student drop-off/pick-up areas are well-lit and marked with an established monitoring process  |
| Building exterior and parking lot are well-maintained   |
| Fire hydrant(s) on school property are accessible   |
| Outdoor athletic areas are maintained and secured; bleachers inspected annually (if applicable)   |
| Ancillary buildings are locked and maintained   |



**DIVISION OF K-12  
EDUCATION INNOVATION  
AND SCHOLAR SUCCESS**

GRAND VALLEY STATE UNIVERSITY®

| <b>LEGALLY REQUIRED CHECKLIST</b>  | <b>REFERENCE</b>               |
|--|--------------------------------|
| <i>This checklist is designed to help ensure the school building is legally compliant with applicable school facility requirements. This is not an all-inclusive list.</i> |                                |
| GVSU listed on signage (required for all new signs after July 1, 2025)   | <a href="#">MCL 280.503q</a>   |
| Flag displayed on school grounds and in classrooms   | <a href="#">MCL 308.1347</a>   |
| Opportunity for the Pledge of Allegiance to be recited each school day   | <a href="#">MCL 308.1347a</a>  |
| Building is ADA compliant (entry access, bathrooms, 2-story building has operational elevator)   | <a href="#">ADA</a>            |
| Board meeting calendar posted  | <a href="#">Open Mtgs Act</a>  |
| Sec 1 of Article VIII of the MI Constitution posted in board mtg room and admin offices  | <a href="#">MCL 380.10a</a>    |
| Suicide Prevention hotline on the back of students ID cards (6-12 grades only)   | <a href="#">MCL 380.1893</a>   |
| Water filling stations available (1 station/100 students required by July 1, 2026)   | <a href="#">Filter First</a>   |
| <a href="#">Integrated Pest Management Program</a>   | <a href="#">MCL 324.8316</a>   |
| If food is prepared onsite- current health department certificate is posted in kitchen area  | <a href="#">MI Dept of Ag</a>  |
| AHERA letter is current and available for review; date of last 3-year inspection (if applicable):  | <a href="#">MI Dept of LEO</a> |
| Elevator operational, maintained, and inspected annually   | <a href="#">MI Dept of LEO</a> |
| Bus Transportation: Safety inspection performed by MI State Police   | <a href="#">MCL 257.1839</a>   |
| Bus Transportation: Fire extinguishers present and certified, first aid kit present  | <a href="#">MCL 257.1825</a>   |